



# **BURSA MALAYSIA BERHAD**

## **Q1 2006**

### **Analysts/Media Briefing**

**Yusli Mohamed Yusoff, CEO**

**28 April 2006**

This presentation was prepared by Bursa Malaysia Berhad. Information contained herein has been obtained from the company and external sources believed to be reliable, but not guaranteed as to its accuracy or completeness. Past performance is no guarantee of future results.

# Agenda

## Q1 2006 Financial Performance

Initiatives Updates

Market Statistics

Q & A

# Q1 2006: Improved Operating Profit

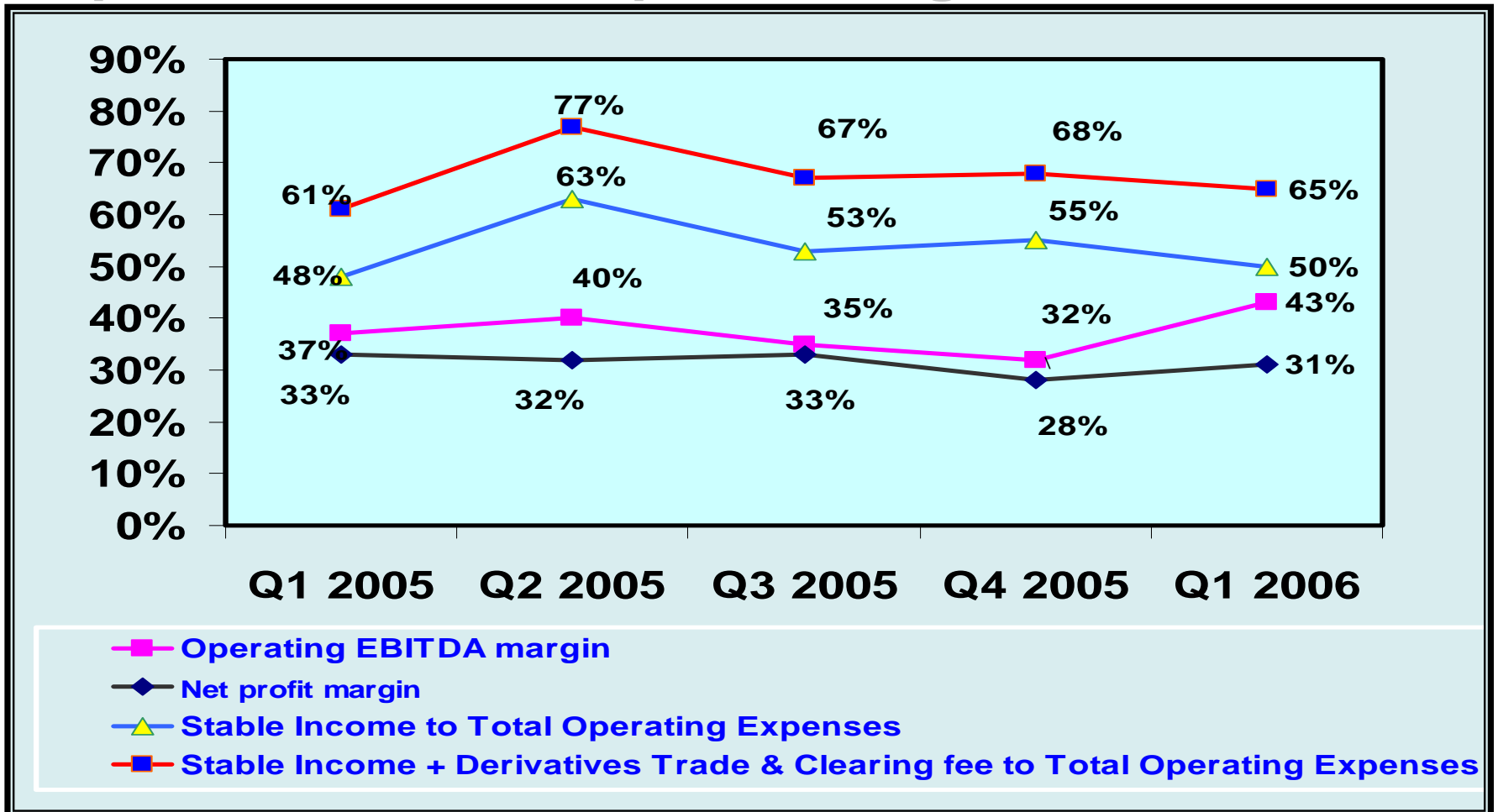
Key results (RM mil)	Q1 2005	Q1 2006	% Change
Operating revenue	52.7	58.5	11%
Operating expenses	33.2	33.6	1%
Operating EBITDA	19.5	24.9	28%
Depreciation and amortisation	3.9	3.9	0%
EBIT	15.6	21.0	35%
Operating profit	15.5	20.9	35%
Other income	20.9	12.7	-39%
PBT	36.5	33.6	-8%
Taxation	11.4	10.6	-7%
PAT after MI	24.0	22.2	-8%
Net EPS (sen)	5.7	4.3	-25%
Net assets per share attributable to shareholders (RM)	2.5	1.7	-32%
Share capital (unit mil)	420.7	513.3	22%

# Q1 2006 Key Market Statistics

Key Market Statistics	Q1 2005	Q1 2006	% Change
<b>Equities</b>			
<b>Market Capitalisation (RM bil)</b>	694.9	732.9	5%
• Total trading by value (RM bil)	64.4	58.5	-9%
• Total trading volume (units bil)	35.3	49.4	40%
• Average daily trading value-OMT (RM mil)	953.6	909.7	-5%
<b>Total number of listed companies</b>	982	1,025	4%
• New listings	23	8	NA
<b>Derivatives</b>			
• Number of contracts traded	645,394	690,472	7%
• Average daily number of contracts traded	10,939	11,703	7%

# Q1 2006 Key Ratios

## Improved EBITDA & profit margins



Note: Stable income = Information Services + listing fees + Depository Services + participants' subscription fees + broker services

# Agenda

Q1 2006 Financial Performance

**Initiatives Updates**

Market Statistics

Q & A

# Initiatives Updates



## **Single Stock Futures (SSF)**

- First tranche of 10 SSFs launched today



## **Regulated Short Selling / Securities Borrowing & Lending**

- Target launch : Q3 2006



## **FTSE – Bursa Index Collaboration**

- Target launch : June 2006



## **Equities Clearing Guarantee Fund**

- Target implementation : Q3 2006



## **Revision of Listing Fees**

- 1<sup>st</sup> phase = Jan 2007
- 2<sup>nd</sup> phase = Jan 2008

# Agenda

Q1 2006 Financial Performance

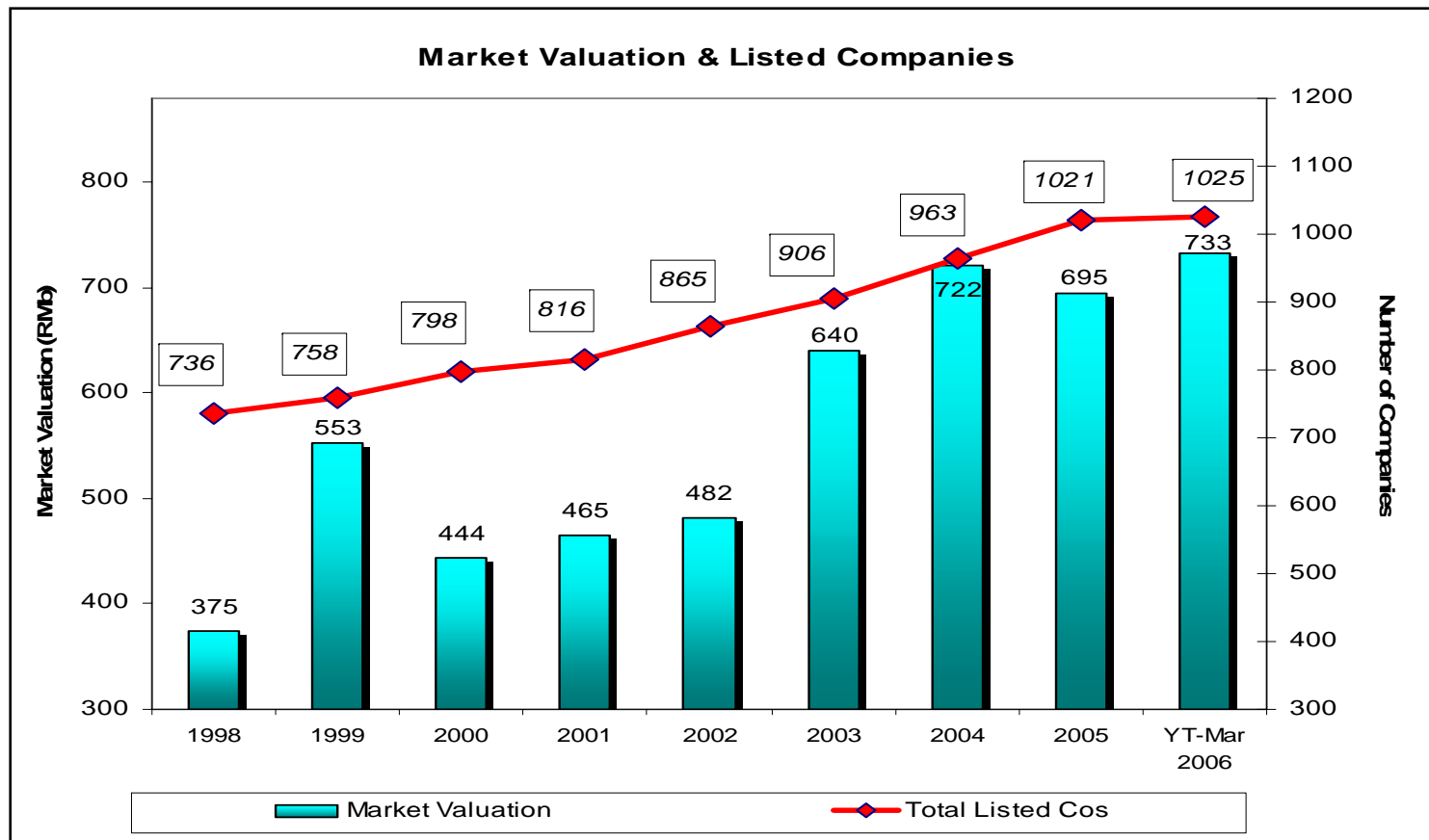
Initiatives Updates

**Market Statistics**

Q & A

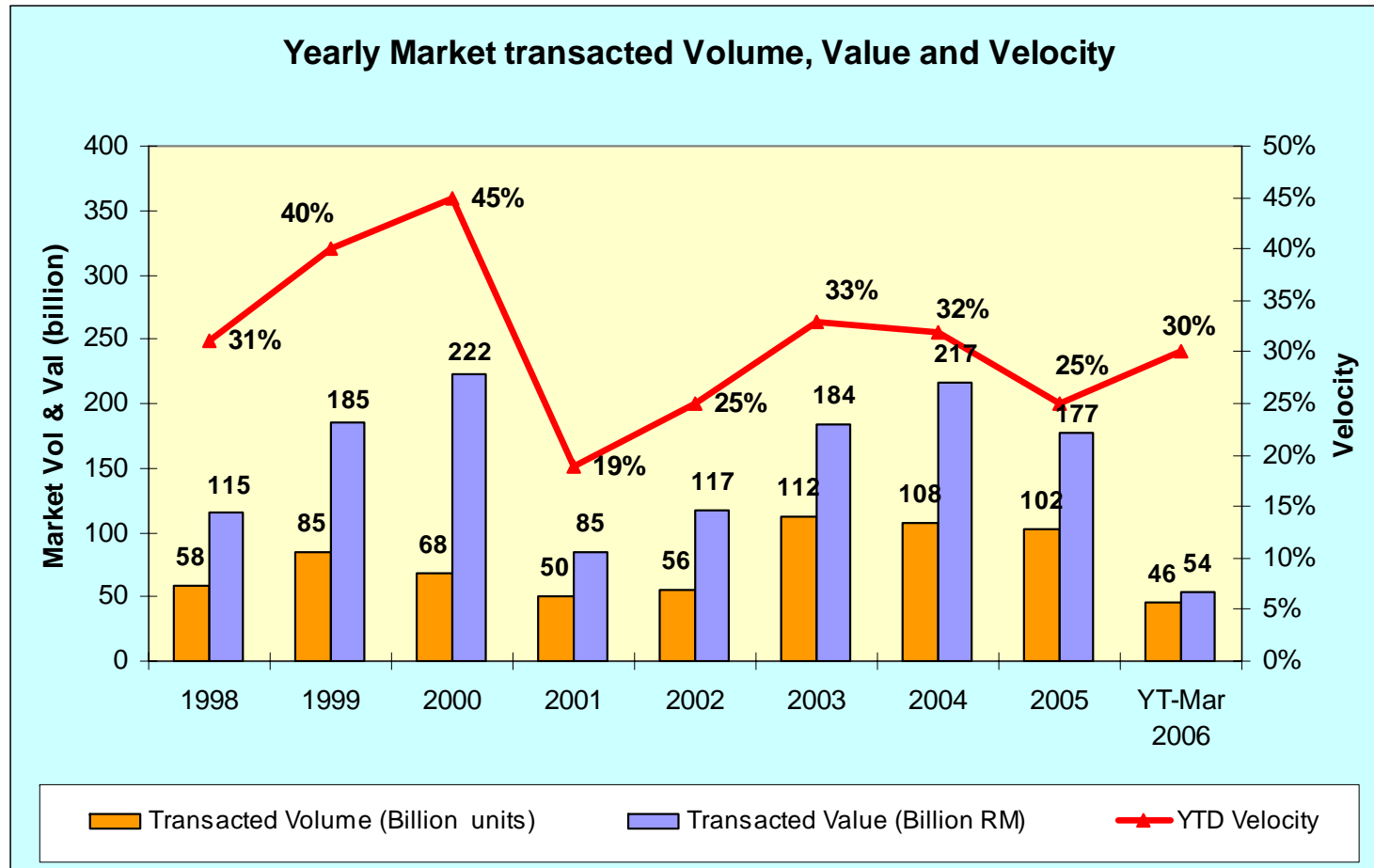


# Increased Listing & Market Valuation



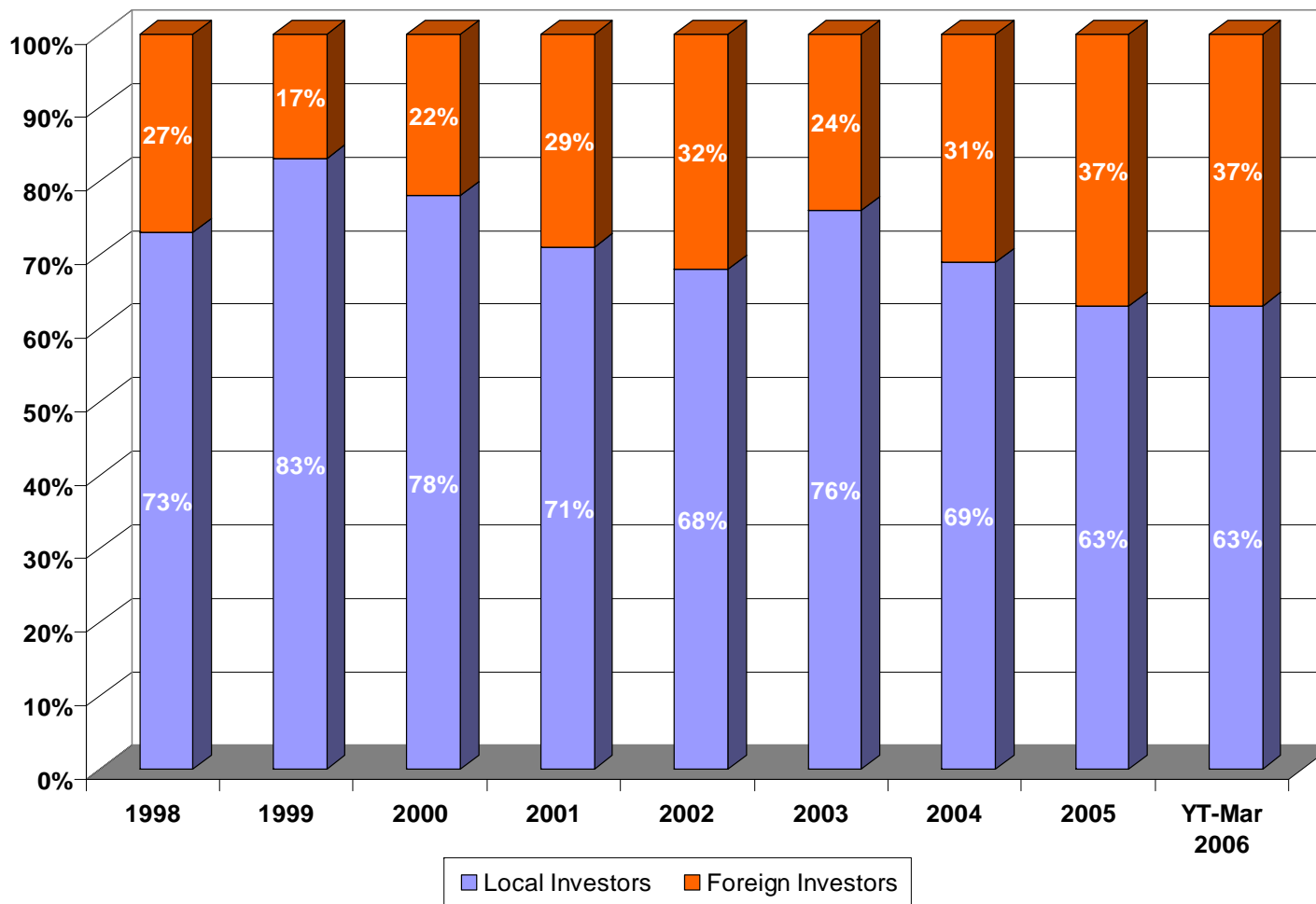
Funds mobilised (primary and secondary markets) 2005 = RM 8.9b , 2004 = RM7.6b

# Increased Velocity



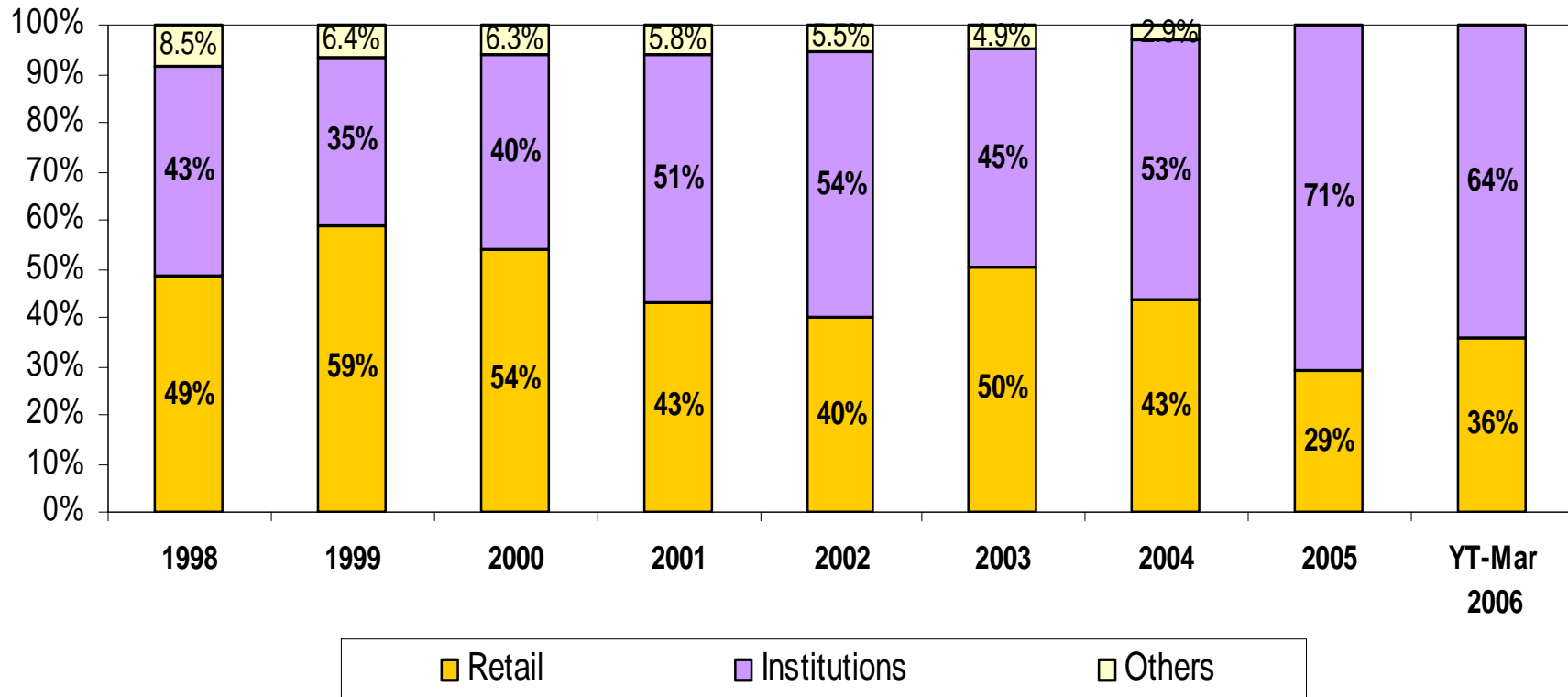
# Foreign Investors Continue to Participate

Proportion of Local & Foreign Trading Participation 1998 to YT-Mar 2006



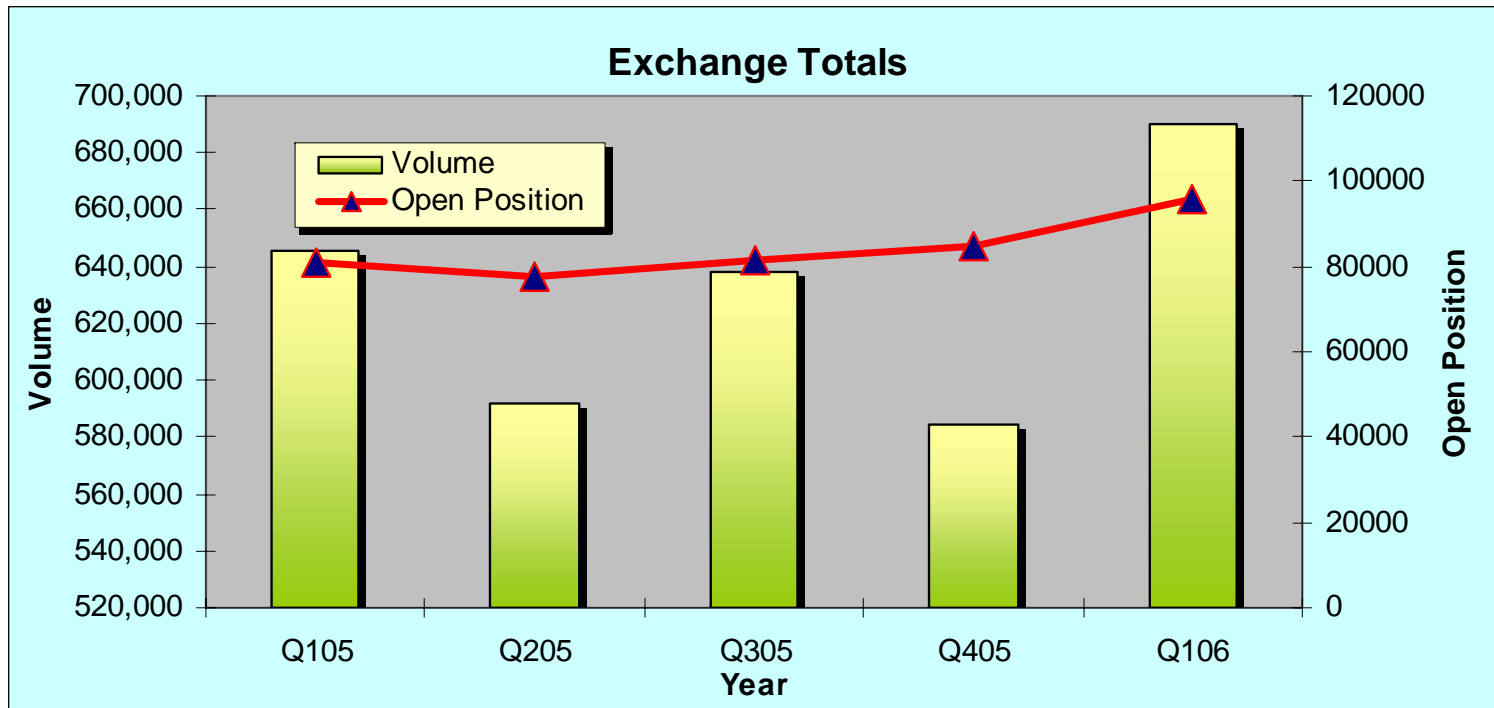
# Retail Participation Has Improved

Breakdown of trading (by value) according to individuals, institutions and others  
1998 to YT-Mar 2006



“Others”- refer to trades conducted for accounts not belonging to individuals/ institutions. Definitions of investors’ type clarified in 2004, hence reducing the type of investor falling under “others” category.

# Improved Activity in Derivatives



## Derivatives market in Q106

Volume: 690.4K contracts, up 7% from Q105 of 645.4K contracts

Open position: 96K contracts, up 19% from Q105 of 80.8k contracts

# Agenda

Q1 2006 Financial Performance

Initiatives Updates

Market Statistics

**Q & A**