

Presentation to Shareholders

Dato' Fad'l Mohamed
Chief Executive Officer



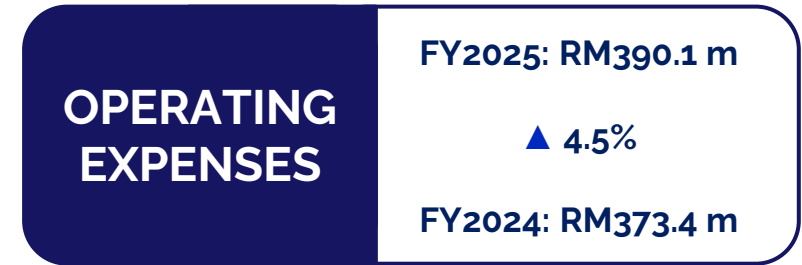
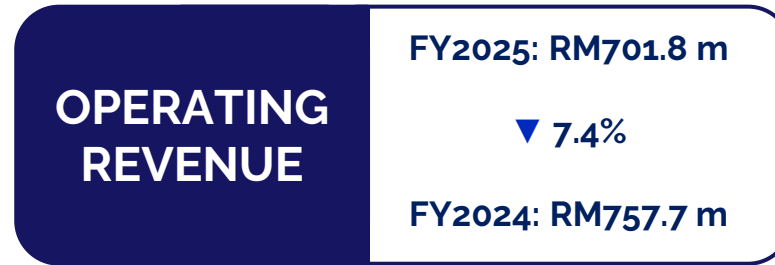
Contents

- 01 Financial Performance & Market Highlights
- 02 Strategic Highlights
- 03 Our Way Forward and Key Initiatives for 2026

Financial Performance & Market Highlights

Financial Highlights For 2025

Resilient performance on the back of softer equity trading environment

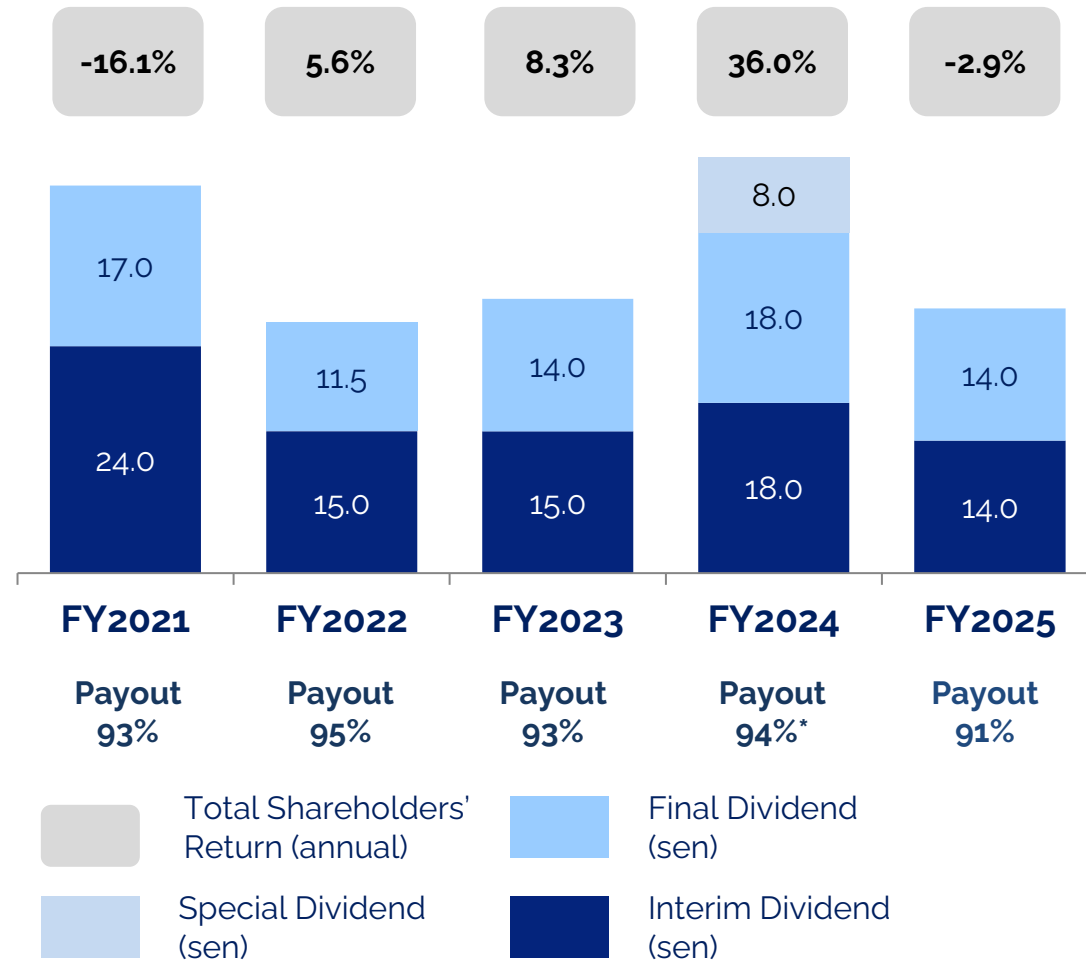


Consistent Dividend Payout

FY2025 dividend of 28.0 sen per share, amounting to **total payout of RM226.6 million**

Dividend payout of 91%, significantly above Bursa's policy of paying no less than 75% of annual PATAMI

455.6% Total Shareholders' Return since listing (in 2005)



* Excludes special dividend

Securities Market

Highest number of IPOs in ASEAN with 60 new listings

The first secondary listing on MAIN Market by UMS Integration Limited

Market capitalisation at RM2,064 billion

ADV declined by 19.2% to RM2,545 million amidst softer equity trading environment

Business Highlights



Attracted new investors

- **524,426 new CDS accounts** in 2025 bringing total active CDS accounts to 2.5 million
- **42% of new individual accounts** were opened by investors **below 45 years old**

Diversified products and services offering

- IPO breakdown:
 - MAIN: 11 listings
 - ACE: 44 listings
 - LEAP: 5 listings
- **RM6.0 billion funds** raised from 60 IPOs in 2025.
- **RM5.1 billion funds** raised from the secondary market
- **2,190** new Structured Warrants listing

ADV – OMT = Average Daily Trading Value - On-Market Transaction

Derivatives Market

ADC surged **3.7% YoY** to a record high at **95,472 contracts**

Total trading volume hit record high of **23.3 million contracts**

New record high for single-day trading at **197,458 contracts**

Business Highlights

Overall ADC	FCPO ADC	FKLI ADC
95,472 ▲ 3.7% 2024: 92,106	80,399 ▲ 4.8% 2024: 76,705	14,101 ▼ 4.6% 2024: 14,780

Product and Service Expansion

- **Launched FKLM on 26 January 2026**, a smaller-size version of the FKLI, designed to broaden investor access and provide more affordable entry into the derivatives market
- **Relaunched Single Stock Futures on 24 March 2025** with enhanced product specifications

Ecosystem Development

- **Held the Palm and Lauric Oils Price Outlook Conference & Exhibition (POC) 2025** to deliberate on current trends and challenges in the edible oil industry
- **Co-hosted the East Malaysia Palm Oil Forum (EMPOF) 2025** to showcase the regional leadership in sustainable palm oil
- **Successfully carried out Futures Trading Apprenticeship Programme and Derivatives Virtual Trading Challenge** to enhance derivatives trading knowledge among Malaysians

FKLI = FTSE Bursa Malaysia KLCI Futures
 FKLM = Mini FTSE Bursa Malaysia KLCI Futures

Islamic Markets

8th consecutive win for **Best Stock Exchange for Islamic Listings** and recognised as **Best Stock Exchange for Listing of Islamic Fund** by Islamic Finance News

BSAS' ADV up by 18.0% supported by **higher overall trading activity**

Bursa Gold Dinar sustained its growth momentum driven by the surge in gold prices

Business Highlights

Shariah Market Capitalisation	Shariah ADV - OMT	No. of Shariah-compliant PLCs
<p>RM1,344 bil ▲ 0.1% 2024: RM1,342 bil</p>	<p>RM1,676 mil ▼ 19.0% 2024: RM2,070 mil</p>	<p>866 ▲ 4.6% 2024: 822</p>
BSAS ADV	No. of Trading Participants	Total gold transacted on BGD
<p>RM48.8 bil ▲ 18.0% 2024: RM41.3</p>	<p>401 ▲ 18.0% 2024: 373</p>	<p>344 kg ▲ 201.8% 2024: 114 kg</p>

Ecosystem Development

- Conducted an insight session and a campaign** to enhance **visibility of EQ8WAQF** and highlight its value proposition
- Organised an engagement session on SBL and ISSBNT with Pan Asia Securities Lending Association (PASLA)** to discuss Malaysia's securities lending landscape and Shariah-compliant alternatives

ADV – OMT = Average Daily Trading Value - On-Market Transaction
 EQ8WAQF = Eq8 FTSE Malaysia Enhanced Dividend Waqf ETF
 SBL = Securities Borrowing and Lending
 ISSBNT = Islamic Securities Selling and Buying – Negotiated Transaction

Data and Digital Services

Sustained the **robust growth momentum** from the previous year

Further **expanded its product suite and ecosystem**, enhancing **overall competitive positioning**

Business Highlights



Expanded CSI Solution

- Included reporting tools to facilitate ISSB reporting and compliance, including Scope 1 & 2 calculator, at no charge to all PLCs
- Featured a Scope 3 emissions calculator, access to ESG maturity assessment and resources to support PLCs
- Partnered with Carbon GPT and SustenyX to provide AI-driven sustainability solutions



Launched In-House Performance-Based Factor Indices

- Introduced **Bursa Malaysia Quality 50 Index (BMQ)** and **Bursa Malaysia Quality 50 Shariah Index (BMQ-S)** on 12 January 2026, Bursa Malaysia's **first in-house indices** whose constituents are selected based on their financial performance



Full-Market Assessment Coverage on FTSE4Good ESG Ratings

- Expanded the assessment scope to include all PLCs on the MAIN and ACE Markets
- Continued capacity-building efforts to build PLCs' knowledge on ESG disclosures

Strategic Highlights

Delivering Progress under Strategic Roadmap 2024–2026

Key Highlights in 2025



Driving product and service innovation as a Multi-Asset Exchange

Delivering Product and Service Expansion	Strengthening the Ecosystem	Elevating Customer Experience
<ul style="list-style-type: none"> • FTSE4Good Bursa Malaysia ETF (SRI qualified) • ETFs with foreign underlying assets • Commodity futures structured warrants – better retail access • Enablement of Auction-as-a-Service on Bursa Carbon Exchange 	<ul style="list-style-type: none"> • BTS3 on track, a low-latency securities trading engine • Bursa RISE+ - independent research coverage for more visibility • New local and international Islamic POs 	<ul style="list-style-type: none"> • Bursa Assist - digital help centre • MyBURSA – market data platform • InvestLAB - virtual trading simulator • ThoughtStream - independent insights sharing platform

Delivering Progress under Strategic Roadmap 2024–2026

Key Highlights in 2025



Strengthening Institutional Foundations for Sustainable Growth

Enhancing Market Integrity & Regulatory Readiness	Strengthening Operational and Cyber Resilience	Building Organisational and Digital Capabilities
<ul style="list-style-type: none"> • Sustainability disclosures with the NSRF and international standards • Bursa Malaysia's ISSB Sustainability Statement in line with IFRS standards 	<ul style="list-style-type: none"> • T+1 Working Group - potential transition to a T+1 settlement cycle • Cyber resilience across the stockbroking ecosystem: <ul style="list-style-type: none"> ○ Industry Recommendation Paper for POs ○ IT Security Standards (ITSS) enhancement 	<ul style="list-style-type: none"> • Set up Group Commercial and Market Coverage function • Set up Social Impact and Investor Empowerment function • Digitalisation including fully electronic CDS statements and notices • AI-enabled tools for sustainability reporting and disclosure readiness

We met all our FY2025 Headline KPI

Financial	1 Profit Before Tax (PBT)	<i>Target:</i> RM314 mil to RM347 mil	<i>Actual:</i> RM337 mil
	2 Non-Trading Revenue (NTR)	<i>Target:</i> Growth rate of 5% - 7% from FY2024	<i>Actual:</i> Growth rate of 5% from FY2024
Non-Financial	3 IPOs & IPO Market Capitalisation	<i>Target:</i> 60 IPOs RM25.2 bil in total IPO Market Capitalisation	<i>Actual:</i> 60 IPOs RM27.4 bil in total IPO Market Capitalisation
	4 Reduction in Organisation's Carbon Footprint	<i>Target:</i> Reduction of 10% of Scope 1 & 2 emissions from FY2022	<i>Actual:</i> Reduction of 22% of Scope 1 & 2 emissions from FY2022

Note for KPI 1: The initial 2025 PBT target was RM369 mil – RM408mil, which was revised to RM 314 mil – RM 347 mil, as disclosed on 30 October 2025
 Note for KPI 3: The initial 2025 IPO Market Capitalisation target was RM40.2 bil, which was revised to RM 25.2 bil, as disclosed on 30 October 2025

*The headline KPIs are targets or aspirations set by the Company as a transparent performance management practice. These headline KPIs shall not be construed as either forecasts, projections or estimates of the Company or representations of any future performance, occurrence or matter as the headline KPIs are merely a set of targets/aspirations of future performance aligned to the Company's strategy.

Our Way Forward and Key Initiatives for 2026

Our Way Forward

*Gathering momentum
for our next growth
chapter*

Strengthen Market Vibrancy

- Product Expansion (new asset class / foreign underlying)
- Drive corporate performance among larger PLCs
- Strengthen investor relations - IR4U & Bursa IR Awards
- Broaden participation and customer base
- Advance regional connectivity

Accelerate Data & Digital Services

- Organic Growth from Market Data License & CSI Subscriptions
- New Opportunities (e.g. ESG data, connectivity and infrastructure, AI solutions)

Scaling New Frontiers & Market Opportunities

- Digital assets-related products and solutions
- Post-trade solutions
- Strategic Partnerships

**Trading Revenue
Growth**


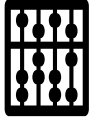


**Data Revenue
Growth**

**Future Non-Trading
Revenue Growth**

Key focus for 2026

 Bursa as a key Fundraising Platform	 Market Vibrancy	 Islamic Capital Market	 Technology & Data	 Sustainability – Decarbonisation	 CX and Marketing
<ul style="list-style-type: none"> Strengthen IPO pipeline, including large IPOs <ul style="list-style-type: none"> – Focus on national priority sectors (e.g. tech & renewable energy companies) Encourage dual / secondary listings 	<ul style="list-style-type: none"> Enhance PLC corporate performance & visibility - Value Up Broaden product and services (digital currency ETFs) Grow financial literacy, boost foreign and retail participation Expand cross-market connectivity (e.g. HKEX) 	<ul style="list-style-type: none"> Drive adoption of Maqasid Shariah Strengthen market promotion & connectivity (e.g. HKEX) Drive investor acquisition and trading volume for BGD Widen BSAS foreign participantship 	<ul style="list-style-type: none"> Explore tokenisation projects Elevate AI adoption Monetise data & digital services: ESG Data, sustainability solutions etc. Strengthen growth via non-organic opportunities (partnerships) 	<ul style="list-style-type: none"> Accelerate PLCs' ISSB standards adoption Strengthen utility of CSI Solution Improve BCX liquidity and support Malaysia's energy transition (e.g. auction as a service) 	<ul style="list-style-type: none"> Leverage innovation (e.g. MyBURSA) and AI-driven insights to elevate CX & drive cross-selling Deepen engagement with institutional investors, PLCs, and retail brokers for insights

Our Headline KPIs for year 2026

Financial	<p>1</p>  <p>Return on Equity (ROE)</p> <p>ROE of 27% to 30%</p>	<p>2</p>  <p>Non-Trading Revenue (NTR)</p> <p>Growth rate of >10% from FY2025</p>
	<p>3</p>  <p>IPO Market Capitalisation</p> <p>RM28 bil in total IPO Market Capitalisation</p>	<p>4</p>  <p>Reduction in Organisation's Carbon Footprint</p> <p>Reduction of at least 25% of Scope 1 & 2 emissions from FY2022</p>

*Note: *The headline KPIs are targets or aspirations set by the Company as a transparent performance management practice. These headline KPIs shall not be construed as either forecasts, projections or estimates of the Company or representations of any future performance, occurrence or matter as the headline KPIs are merely a set of targets/aspirations of future performance aligned to the Company's strategy.*



**Honouring
Our Past,
Advancing
Our Purpose**

Thank you for your support as shareholders

**The Board and Management of Bursa
Malaysia will give our best to maximise
shareholders' value**



Thank you



DISCLAIMER:

These presentation slides are owned by Bursa Malaysia Berhad or any of its subsidiaries ("Bursa Malaysia") and shall be used solely for personal or internal business use. Any copying, reproduction or redistribution of these presentation slides or its contents in any form or by any means, including photocopying, recording or any information storage and retrieval system, is expressly prohibited without prior written permission from Bursa Malaysia.

The information in these presentation slides are provided on an "as is" basis. Whilst Bursa Malaysia endeavours to ensure that the contents of this presentation are accurate, complete, current and have been obtained from sources believed by Bursa Malaysia to be accurate and reliable, neither Bursa Malaysia nor the presenter of this presentation make any representation or warranty, express or implied, or assume any legal liability or responsibility for the accuracy, completeness or currency of the contents of this presentation. In no event shall Bursa Malaysia be liable for any claim, howsoever arising out of or in relation to this presentation