

FINANCIAL HIGHLIGHTS

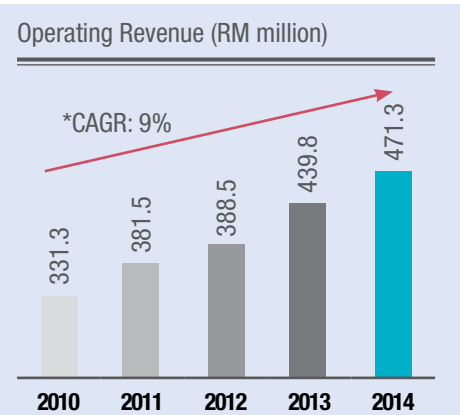
*CAGR: Compounded Annual Growth Rate

Operating Revenue

RM471.3 million
(+7%)
2013: RM439.8 million

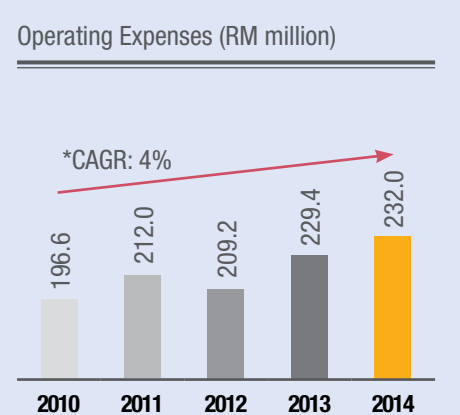
Cost to Income Ratio

46.1%
(Improved 2 percentage points)
2013: 48.3%



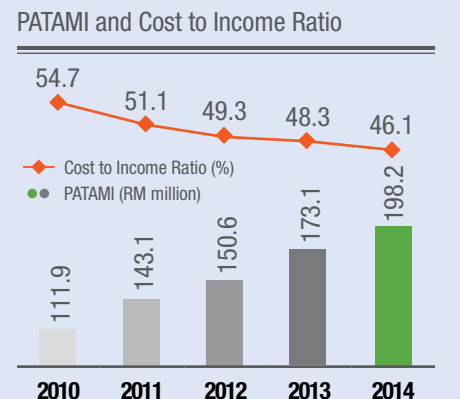
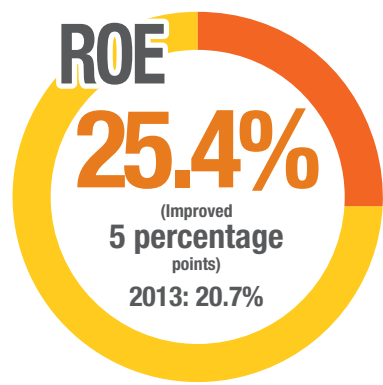
PATAMI

RM198.2 million
(+15%)
2013: RM173.1 million



EPS

37.2 sen
(+14%)
2013: 32.5 sen



Net Dividend per Share

54 sen
(+4%)
2013: 52 sen

